

1701/5

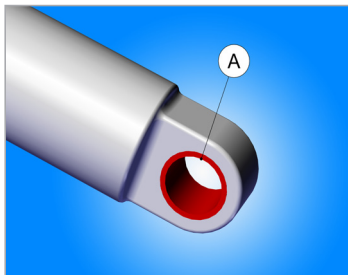
EN Bushing extractor set

SLO Garnitura orodij za izstiskanje puš

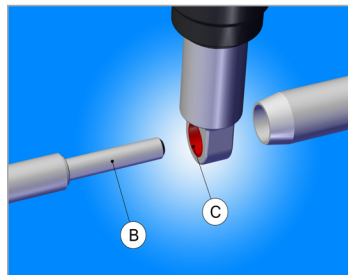


 **UNIOR**[®]

USAGE INSTRUCTIONS...

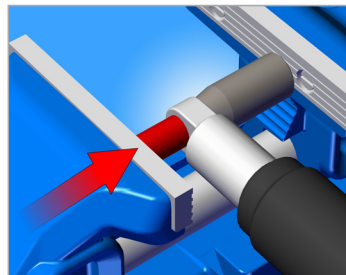


Used bushing (A) needs to be removed from the shock • Obrabljeno pušo (A) je potrebno odstraniti iz amortizerja.




Size of the pin (B) is chosen upon the bushing (C) size, either 12 mm or 12.7 mm diameter. Tool is assembled as shown on the picture above •

Velikost trna (B) izberemo glede na velikost puše (C) ki jo moramo iztisniti. Puša je lahko 12 mm ali 12.7 mm premera. Orodje sestavimo kot prikazuje zgornja slika.



Assembled tool together with the shock is put into the vice. Bushing is now pressed out of the shock with use of the vice. Bushing is pushed into the bigger part of tool, from where it can be easily removed •

Sestavljeno orodje in amortizer vpremo v primež in z enakomernim stiskanjem pušo iztisnemo iz ohišja amortizerja. Puša se pomakne v zaprt predel orodja, iz kjer jo enostavno odstranimo.



New bushing is set parallelly next to the opening on the shock and put together in the vice. With use of the vice, bushing is pressed into the shock • Novo pušo paralelno postavimo na odprtino na ohišju amortizerja in skupaj vstavimo v primež. Z enakomernim stiskanjem poskrbimo da je puša v celoti stisnjena v ohišje.

UNIOR d.d.

Kovaška cesta 10

3214 Zreče

SLOVENIJA

tel.: +386 (0) 3 757 81 00

fax: +386 (0) 3 576 26 43

email: sales@unior.si

www.uniortools.com

 **UNIOR**[®]